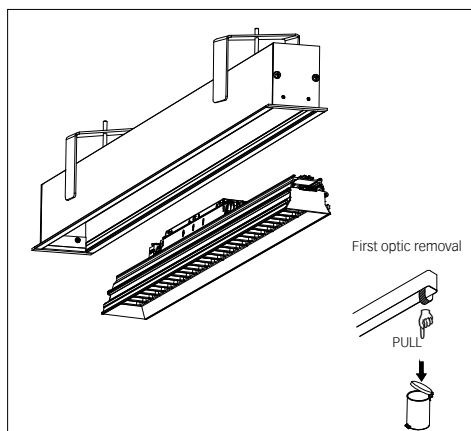
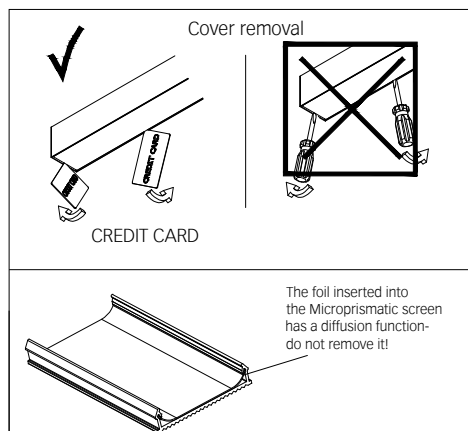


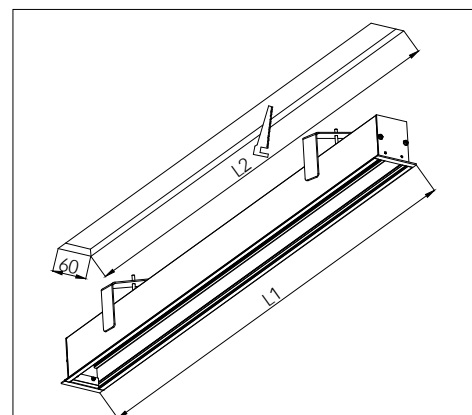
1. MONTAGE UND INSTALLATION | MOUNTING AND INSTALLATION:



1. Bei allen Montagearbeiten Handschuhe tragen.
Use gloves when handling the fixture.



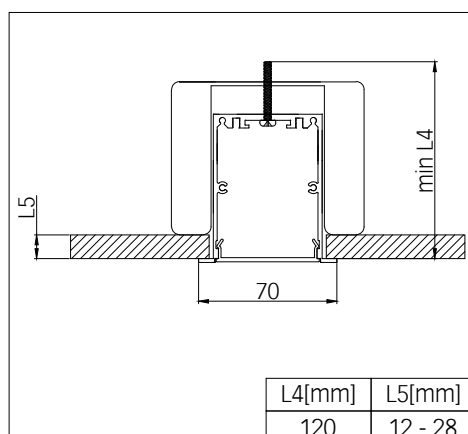
2. All LED gear trays are numbered and the numbering starts from the cable entry side.
In non-standard luminaires the numbering of LED gear trays is made in accordance with technical drawings.



3. Montageöffnungen.
Installation openings.

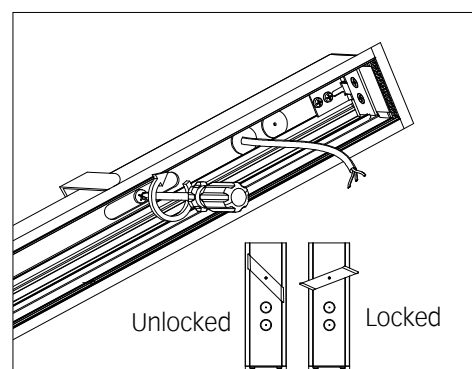
Opal / Microprismatic / Wallwasher		Lens Louvre	
L1[mm]	L2[mm]	L1[mm]	L2[mm]
615	607	696	688
905	897	960	952
1198	1190	1224	1216
1490	1482	1489	1481
1780	1772	1753	1745
2075	2067	2017	2009

4.

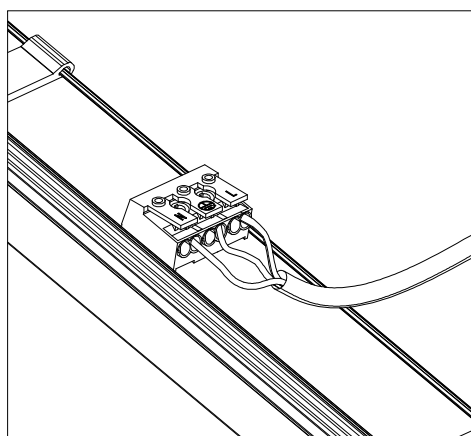



L4[mm]	L5[mm]
120	12 - 28

5.



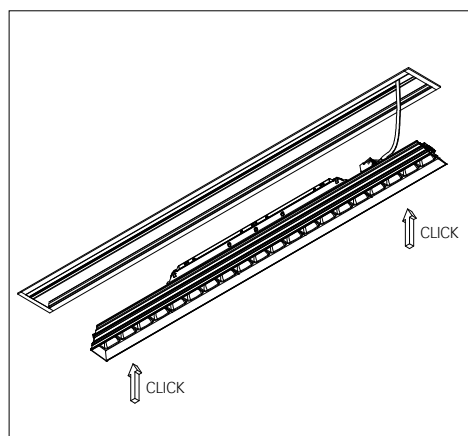
6. Luminaire not suitable for covering
with thermally insulating material.



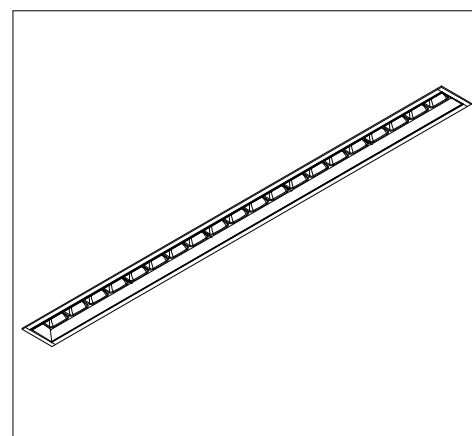
7.

- min/max stripped wire length: 7mm-10mm

- max power supply cable: 1,5mm²



8. Maximum current load allowed for through-wiring is 13A.
Non-user replaceable light source.



9.

The light source contained in this luminaire shall only be replaced by the manufacturer or his service agent or a similar qualified person.