


Cubic-X6

Surface mounted luminaire - Direct/indirect light distribution Article code: CX6OWE-840M-Q300



Illustrations may only be similar and serve as an orientation.



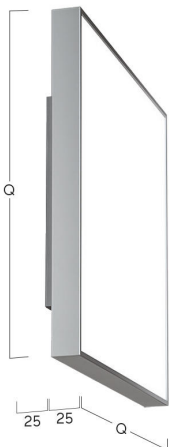
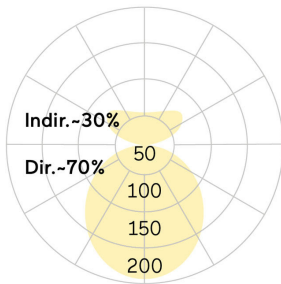
Cubic-X6. LED. Wall or ceiling mounted luminaire. Luminaire body with distance-spacer. Luminaire body made of high-quality aluminum profile. Surface finish Snow White. Direct light distribution and indirect lighting corona. Colour temperature: 4000K (Cool White). Colour Rendering Index (CRI): >80. Opal diffuser for enhanced light transmission and perfect uniform illumination. Switchable. LxWxH (square). L=300mm. W=300mm. H=25+22mm. Medium-power current.

1930lm. 16W. 2,7kg. Binning initial \leq MacAdam 3. IP20. Protection class I. CE, UKCA marking. Prüfzeichen: ENEC. IK02. 220-240V. 50-60 Hz. RG0 (EN62471). Luminous flux reduction up to 0,3%/1.000 operating hours. Nominal failure rate: 0,2%/1.000 operating hours. L85B10 (tq 25°C) = 50.000h. 5 years warranty. Manufacturer: Lightnet GmbH, ISO 9001:2015 certificated.

Cubic-X6

Surface mounted luminaire - Direct/indirect light distribution

Article code: CX6OWE-840M-Q300



Customer / Project: _____

Note: _____

Productname	Cubic-X6
Lamp	LED
Installation Type	Surface mounted luminaire
Surface finish	Snow White
Light characteristics	Direct/indirect light distribution
Colour temperature	4000K
Colour Rendering Index (CRI)	CRI>80
Optical system	Opal diffuser
Control	Switchable
Length L/Diameter D (mm)	L=300mm
Width W (mm)	W=300mm
Height H (mm)	H=25+22mm
Current/Power	Medium-Power
Luminous Flux	1930lm
Power consumption	16W
Degree of protection	IP20
Certification	Prüfzeichen: ENEC
LED lifetime	L85B10 (tq 25°C) = 50.000h
Photometric code	8 40 / 3 3 9
Photobiological class	RG0 (EN62471)
Indoor/Outdoor	Indoor: ta [ambient] max. 25°C
Weight (kg)	2,7kg

