lightnet

Lightnet GmbH
Zollstockgürtel 65
50969 Köln / Germany
Tel.: +49 (0) 221 22 25 26-0
E-Mail: info@lightnet.de
www.lightnet.de

VISION GEN. 4 G4/P4 | SUSPENDED

1. MONTAGE UND INSTALLATION | MOUNTING AND INSTALLATION:

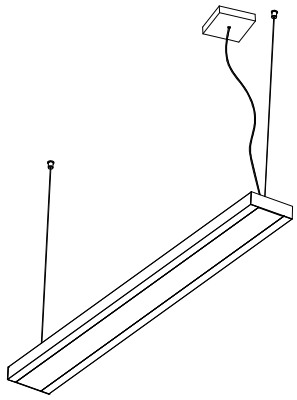

1. Bei allen Montagearbeiten Handschuhe tragen.
Use gloves when handling the fixture.

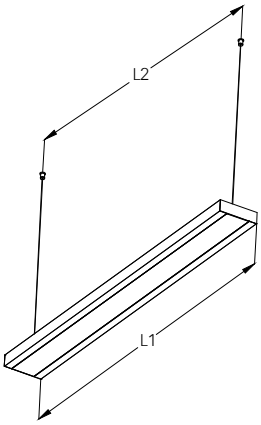

Opal / Microprismatic / Wallwasher		Lens Louvre	
L1[mm]	L2[mm]	L1[mm]	L2[mm]
890	875	1004	989
1182	1167	1254	1239
1475	1460	1504	1489
1765	1750	1754	1739
2055	2040	2004	1989

2. Montageöffnungen.
Installation openings.

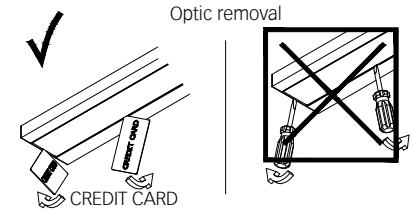

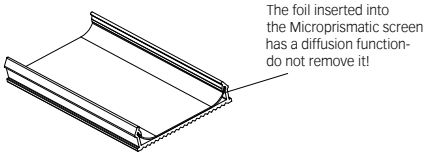

3.

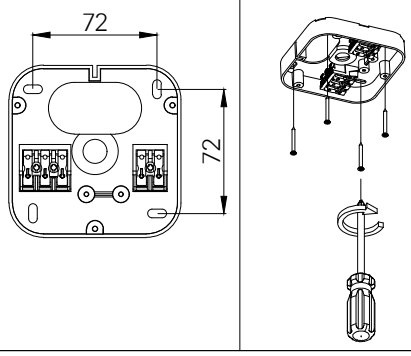

4.

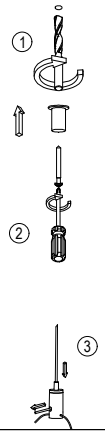

5.

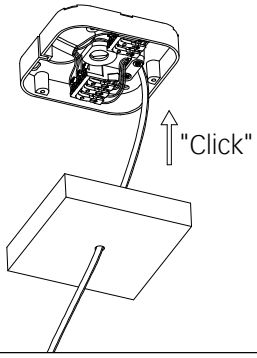

6.

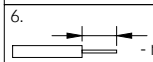

- min/max stripped wire length: 7mm-10mm

- max power supply cable: 1,5mm^2

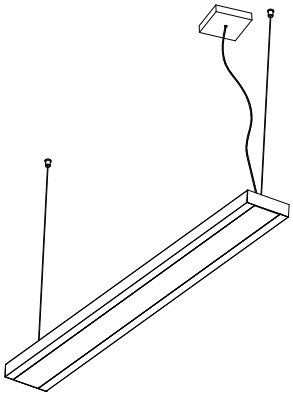

7.

IMPORTANT:

-all sections must be suspended individually and perfectly levelled (horizontally and vertically) before connecting them together - this is crucial

-all suspension cords must be positioned perfectly vertical
-all suspension cords must be tensioned with the same strength
-if these conditions are not satisfied then the different parts will settle to different levels and work against one another.

8.